



Industrial Ethernet Switch Management, DIN-RAIL CATALOG

• POE • Non-POE • Layer - 2

 **ก้าวเข้าสู่ปีที่ 24**
โทร 02-508-0977 (อัตโนมัติ 20 คู่สาย)
WWW.NCSNETWORK.COM



Website Youtube Facebook @NCSNETWORK

Content

Industrial Ethernet Switch Management, Layer 2, Din-Rail



PoE, Management, L2

Page



BC-44124
4-ports 10/100/1000Mbps PoE to
2-ports 100/1000M Base-X SFP Fiber Uplink
Layer-2 Switch Management Industrial

1



BC-44228
8-ports 10/100/1000Mbps PoE to
2-ports 100/1000M Base-X SFP Fiber Uplink
Layer-2 Switch Management Industrial

2



BC-44168
8-ports 10/100/1000Mbps PoE to
6-ports 100/1000M Base-X SFP Fiber Uplink
Layer-2 Switch Management Industrial

3

Management, L2



BC-44126
4-ports 10/100/1000Mbps to
2-ports 100/1000M Base-X SFP Fiber Uplink
Layer-2 Switch Management Industrial

4



BC-44128
8-ports 10/100/1000Mbps to
2-ports 100/1000M Base-X SFP Fiber Uplink
Layer-2 Switch Management Industrial

5



BC-44268
8-ports 10/100/1000Mbps to
6-ports 100/1000M Base-X SFP Fiber Uplink
Layer-2 Switch Management Industrial

6



BC-44412
12-ports 10/100/1000Mbps to
4-ports 100/1000M Base-X SFP Fiber Uplink
Layer-2 Switch Management Industrial

7



BC-441212
12-ports 10/100/1000Mbps to
12-ports 100/1000M Base-X SFP Fiber Uplink
Layer-2 Switch Management Industrial

8



BC-75-48
Input 85-264VAC to 48VDC, 1.6A(76W) Industrial DIN-Rail Power Supply

9

BC-120-48
Input 176-264VAC to 48VDC, 2.5A(120W) Industrial DIN-Rail Power Supply

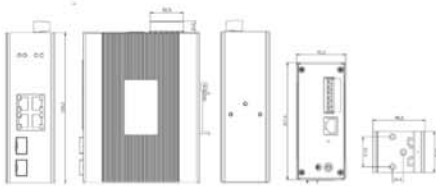


BC-60-48
Input 200-240VAC to 48VDC, 1.25A(60W) Industrial DIN-Rail Power Supply, IP67
สามารถกันน้ำและกันฝุ่นได้

10

BC-44124

4-ports 10/100/1000Mbps PoE to
2-ports 100/1000M Base-X SFP Fiber Uplink
Layer-2 Switch Management Industrial



Overview

Industrial Managed Switch are fully managed L2 switches, adopt store-forward architecture, fan-less and energy-saving design, with 4*10/100/1000Base-T with POE af/at port and 2*1.25G/155M SFP fiber port. Full-series design with protection against lightning, anti-static and operate in -40°C~85°C for harsh environments; such as industrial automation, public security, power system, intelligent transportation systems (ITS), shipping, mining, water conservancy and oil fields.

The twisted-pair port also injects power down the cable, allowing a remote Power over Ethernet Device to operate without the need of any additional power source. All Power over Ethernet Powered Devices (IEEE 802.3af/at compliant) are supported, as the Power Sourcing Equipment (PSE) device can deliver a full 15.4W / 30W of power to the remote PD device.

Feature and Descriptions

- ERPS (G.8032)
- Loop Protection
- Redundant dual DC input power 12/24/48VDC (9.6~60VDC)
- Provide power polarity reverse, Overload current protect function
- 2.25K VDC Hi-pot isolation protection for Ethernet ports and power
- 4KV surge protection for UTP and fiber ports
- SFP 100/1000Base-X
- IP40 Aluminum metal case protection
- DIN-rail default, Wall Mount kits optional
- Supports EFT protection 6000VDC for power line
- Supports 8~15KV ESD protection
- -40°C~85°C operating temperature
- Low power consumption

Specification	Descriptions
Standards	IEEE802.3 10BASE-T; IEEE802.3u 100Base-TX IEEE802.3ab 1000Base-T; IEEE802.3z 1000Base-X IEEE802.3x Flow control and back pressure; IEEE802.1Q VLAN IEEE802.3af/at POE IEEE802.1w RSTP IEEE802.1s MSTP, IEEE802.1d STP
Switching Capacity	12Gbps/non-blocking
MAC Address Table	8K
Data Buffer	4M
Maximum Frame Size	9.6K Jumbo Frame
Copper	4*10/100/1000Base-T, RJ45 ESD protection, EFT protection
Fiber	2*100/1000Base-X, SFP Slot
POE	PIN: 1/2(+), 3/6(-), Power range: DC48-57V Output power / working time management
Console	RS232 (RJ45)
Key Switch	Reset
Power	DC:48V~58V, redundant power inputs, 6-PIN Removable Terminal Block Overload voltage protection, Overload current protection Reverse Polarity protection, Lightning protection:6KV, ESD: 8~15KV
LED Indicators	PWR, RUN, Link/Act, Speed, Fiber Link, POE
Operating Temperature	-40 °C ~ +85 °C
Relative Humidity	5-95% (no condensation)
Housing	IP40 Protection, Aluminum Alloy, fan-less
Mounting	DIN-rail 35-7.5, wall mounting (with optional kit)
Dimensions	169*117*50mm(device); 235*170*95mm(packing)
Weight	0.75kg(device); 0.93kg(device with packing)
Regulations	CE/FCC/ROSH
Layer 2 Feature	
Port Features	IEEE 802.3x flow control, Interface counters, Storm control Port isolated
Link Aggregation	Static aggregation, Dynamic aggregation, LACP
Mirror	Port-based mirror, Vlan-Based, Flow-Based
Spanning Tree	IEEE802.1d STP, IEEE802.1w RSTP, IEEE802.1s MSTP
VLAN	Port-based VLAN, access/trunk/hybrid-port, 4094 IEEE802.1Q VLAN VID, GVRP
Mac-address table	IEEE 802.1q, MAC address: 8K Support MAC address automatic learning and aging Static mac-address, Dynamic mac-address, Security mac-address
Loop Protection	Supported
Private VLAN	Supported
ERPS (G.8032)	Single ring, Sub-Ring, Multi-ring, Load balance Recovery Time < 50ms
Layer 2 Multicast	IGMP Snooping V1/V2/V3, Source Port Check IGMP Fast Leave; Filter, Agent

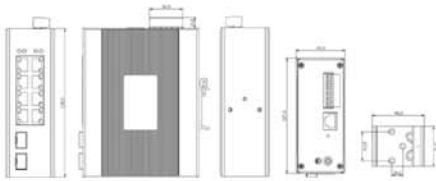
Specification	Descriptions
Security	
ACL	ACL (IP Standard ACL), IPV4/IPV6 MAC extend ACL, IP extend ACL Support matching L2, L3, L4 layer fields Support log, redirection, mirroring, speed limit
QoS	QoS Class, Remarking SP, WRR queue scheduling SP, WRR, SP+WRR Ingress Port-based Rate-limit Ingress Priority-based Rate-limit Egress Port-based Rate-limit Egress Queue-based Rate-limit Policy-based QoS Storm Control IEEE 802.1p 8 active priorities queues for per port
Dot1x	Port Access Control User Access Control Mac-address Access Control RADIUS Server
IP Source Guard	Support dynamic table entries Support static table entries
ARP Inspection	Support dynamic table entries Support static table entries
Port Security	Supported
Access Management	Supported
Management	
User management	Password protection
SNMP	SNMP V1/v2c/v3
RMON	Statistics Group, History Group, Alarm Group, Events Group
CLI	Support
RADIUS client	Support
Web management	HTTP V1.1, HTTPS
Firmware Upgrade	Reversion Upgrade
Syslog/Debug	Support
IPV4/IPV6	Support
Diagnosis	ping(ipv4), ping(ipv6), Trace route(ipv4) Trace route(ipv6)
Application	
NTP	NTP Client
DHCP	DHCP Client
DHCP Snooping	Trust Port
Telnet	Telnet Server
TFTP	TFTP Client
SSH	SSH Server

Order Part Number as Below.

Part Number.	Descriptions
BC-44124	4-port 10/100/1000Mbps PoE to 2-port 100/1000M Base-X SFP Fiber Uplink Layer-2 Switch Management Industrial

BC-44228

8-ports 10/100/1000Mbps PoE to
2-ports 100/1000M Base-X SFP Fiber Uplink
Layer-2 Switch Management Industrial



Overview

Industrial Managed Switch are fully managed L2 switches, adopt store-forward architecture, fan-less and energy-saving design, with 8*10/100/1000Base-T with POE af/at port and 2*1.25G/155M SFP fiber port. Full-series design with protection against lightning, anti-static and operate in -40°C~85°C for harsh environments; such as industrial automation, public security, power system, intelligent transportation systems (ITS), shipping, mining, water conservancy and oil fields.

The twisted-pair port also injects power down the cable, allowing a remote Power over Ethernet Device to operate without the need of any additional power source. All Power over Ethernet Powered Devices (IEEE 802.3af/at compliant) are supported, as the Power Sourcing Equipment (PSE) device can deliver a full 15.4W / 30W of power to the remote PD device.

Feature and Descriptions

- ERPS (G.8032)
- Loop Protection
- Redundant dual DC input power 12/24/48VDC (9.6~60VDC)
- Provide power polarity reverse, Overload current protect function
- 2.25K VDC Hi-pot isolation protection for Ethernet ports and power
- 4KV surge protection for UTP and fiber ports
- SFP 100/1000Base-X
- IP40 Aluminum metal case protection
- DIN-rail default, Wall Mount kits optional
- Supports EFT protection 6000VDC for power line
- Supports 8~15KV ESD protection
- -40°C~85°C operating temperature
- Low power consumption

Specification	Descriptions
Standards	IEEE802.3 10BASE-T; IEEE802.3u 100Base-TX IEEE802.3ab 1000Base-T; IEEE802.3z 1000Base-X IEEE802.3x Flow control and back pressure; IEEE802.1Q VLAN IEEE802.3af/at POE IEEE802.1w RSTP IEEE802.1s MSTP, IEEE802.1d STP
Switching Capacity	20Gbps/non-blocking
MAC Address Table	8K
Data Buffer	4M
Maximum Frame Size	9.6K Jumbo Frame
Copper	8*10/100/1000Base-T, RJ45 ESD protection, EFT protection
Fiber	2*100/1000Base-X, SFP Slot
POE	PIN: 1/2(+), 3/6(-), Power range: DC48-57V Output power / working time management
Console	RS232 (RJ45)
Key Switch	Reset
Power	DC:48V~58V, redundant power inputs, 6-PIN Removable Terminal Block Overload voltage protection, Overload current protection Reverse Polarity protection, Lightning protection:6KV, ESD: 8~15KV
LED Indicators	PWR, RUN, Link/Act, Speed, Fiber Link, POE
Operating Temperature	-40 °C ~ +85 °C
Relative Humidity	5-95% (no condensation)
Housing	IP40 Protection, Aluminum Alloy, fan-less
Mounting	DIN-rail 35-7.5, wall mounting (with optional kit)
Dimensions	169*117*50mm(device); 235*170*95mm(packing)
Weight	0.75kg(device); 0.93kg(device with packing)
Regulations	CE/FCC/ROSH
Layer 2 Feature	
Port Features	IEEE 802.3x flow control, Interface counters, Storm control Port isolated
Link Aggregation	Static aggregation, Dynamic aggregation, LACP
Mirror	Port-based mirror, Vlan-Based, Flow-Based
Spanning Tree	IEEE802.1d STP, IEEE802.1w RSTP, IEEE802.1s MSTP
VLAN	Port-based VLAN, access/trunk/hybrid-port, 4094 IEEE802.1Q VLAN VID, GVRP
Mac-address table	IEEE 802.1q, MAC address: 8K Support MAC address automatic learning and aging Static mac-address, Dynamic mac-address, Security mac-address
Loop Protection	Supported
Private VLAN	Supported
ERPS (G.8032)	Single ring, Sub-Ring, Multi-ring, Load balance Recovery Time < 50ms
Layer 2 Multicast	IGMP Snooping V1/V2/V3, Source Port Check IGMP Fast Leave; Filter, Agent

Specification	Descriptions
Security	
ACL	ACL (IP Standard ACL), IPV4/IPV6 MAC extend ACL, IP extend ACL Support matching L2, L3, L4 layer fields Support log, redirection, mirroring, speed limit
QoS	QoS Class, Remarking SP, WRR queue scheduling SP, WRR, SP+WRR Ingress Port-based Rate-limit Ingress Priority-based Rate-limit Egress Port-based Rate-limit Egress Queue-based Rate-limit Policy-based QoS Storm Control IEEE 802.1p 8 active priorities queues for per port
Dot1x	Port Access Control User Access Control Mac-address Access Control RADIUS Server
IP Source Guard	Support dynamic table entries Support static table entries
ARP Inspection	Support dynamic table entries Support static table entries
Port Security	Supported
Access Management	Supported
Management	
User management	Password protection
SNMP	SNMP V1/v2C/V3
RMON	Statistics Group, History Group, Alarm Group, Events Group
CLI	Support
RADIUS client	Support
Web management	HTTP V1.1, HTTPS
Firmware Upgrade	Reversion Upgrade
Syslog/Debug	Support
IPV4/IPV6	Support
Diagnosis	ping(ipv4), ping(ipv6), Trace route(ipv4) Trace route(ipv6)
Application	
NTP	NTP Client
DHCP	DHCP Client
DHCP Snooping	Trust Port
Telnet	Telnet Server
TFTP	TFTP Client
SSH	SSH Server

Order Part Number as Below.

Part Number.
BC-44228

Descriptions
8-port 10/100/1000Mbps PoE to
2-port 100/1000M Base-X SFP Fiber Uplink
Layer-2 Switch Management Industrial

BC-44168

8-ports 10/100/1000Mbps PoE to
6-ports 100/1000M Base-X SFP Fiber Uplink
Layer-2 Switch Management Industrial



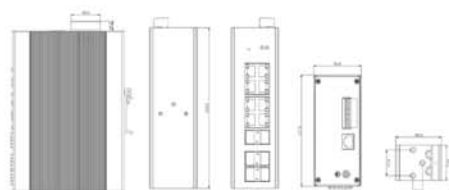
Overview

Industrial Managed Switch are fully managed L2 switches, adopt store-forward architecture, fan-less and energy-saving design, with 8*10/100/1000Base-T with POE af/at port and 6*1.25G/155M SFP fiber port. Full-series design with protection against lightning,anti-static and operate in -40°C~85°C for harsh environments; such as industrial automation, public security, power system, intelligent transportation systems (ITS), shipping, mining ,water conservancy and oil fields.

The twisted-pair port also injects power down the cable, allowing a remote Power over Ethernet Device to operate without the need of any additional power source. All Power over Ethernet Powered Devices (IEEE 802.3af/at compliant) are supported, as the Power Sourcing Equipment (PSE) device can deliver a full 15.4W / 30W of power to the remote PD device.

Feature and Descriptions

- ERPS (G.8032)
- Loop Protection
- Redundant dual DC input power 12/24/48VDC (9.6~60VDC)
- Provide power polarity reverse, Overload current protect function
- 2.25K VDC Hi-pot isolation protection for Ethernet ports and power
- 4KV surge protection for UTP and fiber ports
- SFP 100/1000Base-X
- IP40 Aluminum metal case protection
- DIN-rail default, Wall Mount kits optional
- Supports EFT protection 6000VDC for power line
- Supports 8~15KV ESD protection
- -40°C~85°C operating temperature
- Low power consumption



Specification	Descriptions
Standards	IEEE802.3 10BASE-T; IEEE802.3u 100Base-TX IEEE802.3ab 1000Base-T; IEEE802.3z 1000Base-X IEEE802.3x Flow control and back pressure; IEEE802.1Q VLAN IEEE802.3af/at POE IEEE802.1w RSTP IEEE802.1s MSTP, IEEE802.1d STP
Switching Capacity	28Gbps/non-blocking
MAC Address Table	8K
Data Buffer	4M
Maximum Frame Size	9.6K Jumbo Frame
Copper	8*10/100/1000Base-T, RJ45 ESD protection, EFT protection
Fiber	6*100/1000Base-X, SFP Slot
POE	PIN: 1/2(+), 3/6(-), Power range: DC48-57V Output power / working time management
Console	RS232 (RJ45)
Key Switch	Reset
Power	DC:48V~58V, redundant power inputs, 6-PIN Removable Terminal Block Overload voltage protection, Overload current protection Reverse Polarity protection, Lightning protection:6KV, ESD: 8~15KV
LED Indicators	PWR, RUN, Link/Act, Speed, Fiber Link, POE
Operating Temperature	-40 °C ~ +85 °C
Relative Humidity	5-95% (no condensation)
Housing	IP40 Protection, Aluminum Alloy, fan-less
Mounting	DIN-rail 35-7.5, wall mounting (with optional kit)
Dimensions	169*117*50mm(device); 235*170*95mm(packing)
Weight	0.75kg(device); 0.93kg(device with packing)
Regulations	CE/FCC/ROSH
Layer 2 Feature	
Port Features	IEEE 802.3x flow control, Interface counters, Storm control Port isolated
Link Aggregation	Static aggregation, Dynamic aggregation, LACP
Mirror	Port-based mirror, Vlan-Based, Flow-Based
Spanning Tree	IEEE802.1d STP, IEEE802.1w RSTP, IEEE802.1s MSTP
VLAN	Port-based VLAN, access/trunk/hybrid-port, 4094 IEEE802.1Q VLAN VID, GVRP
Mac-address table	IEEE 802.1q, MAC address: 8K Support MAC address automatic learning and aging Static mac-address, Dynamic mac-address, Security mac-address
Loop Protection	Supported
Private VLAN	Supported
ERPS (G.8032)	Single ring, Sub-Ring, Multi-ring, Load balance Recovery Time < 50ms
Layer 2 Multicast	IGMP Snooping V1/V2/V3, Source Port Check IGMP Fast Leave; Filter, Agent

Specification	Descriptions
Security	
ACL	ACL (IP Standard ACL), IPV4/IPV6 MAC extend ACL, IP extend ACL Support matching L2, L3, L4 layer fields Support log, redirection, mirroring, speed limit
QoS	QoS Class, Remarking SP, WRR queue scheduling SP,WRR, SP+WRR Ingress Port-based Rate-limit Ingress Priority-based Rate-limit Egress Port-based Rate-limit Egress Queue-based Rate-limit Policy-based QoS Storm Control IEEE 802.1p 8 active priorities queues for per port
Dot1x	Port Access Control User Access Control Mac-address Access Control RADIUS Server
IP Source Guard	Support dynamic table entries Support static table entries
ARP Inspection	Support dynamic table entries Support static table entries
Port Security	Supported
Access Management	Supported
Management	
User management	Password protection
SNMP	SNMP V1/v2/v3
RMON	Statistics Group, History Group, Alarm Group, Events Group
CLI	Support
RADIUS client	Support
Web management	HTTP V1.1, HTTPS
Firmware Upgrade	Reversion Upgrade
Syslog/Debug	Support
IPV4/IPV6	Support
Diagnosis	ping(ipv4), ping(ipv6), Trace route(ipv4) Trace route(ipv6)
Application	
NTP	NTP Client
DHCP	DHCP Client
DHCP Snooping	Trust Port
Telnet	Telnet Server
TFTP	TFTP Client
SSH	SSH Server

Order Part Number as Below.

Part Number.
BC-44168

Descriptions
8-port 10/100/1000Mbps PoE to
6-port 100/1000M Base-X SFP Fiber Uplink
Layer-2 Switch Management Industrial

BC-44126

4-ports 10/100/1000Mbps to
2-ports 100/1000M Base-X SFP Fiber Uplink
Layer-2 Switch Management Industrial

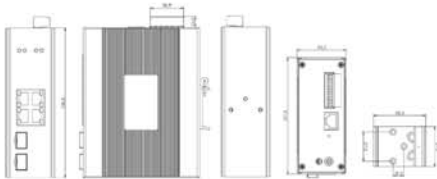


Overview

Industrial Managed Switch are fully managed L2 switches, adopt store-forward architecture, fan-less and energy-saving design, with 4*10/100/1000Base-T port and 2*1.25G/155M SFP fiber port. Full-series design with protection against lightning, anti-static and operate in -40°C~85°C for harsh environments; such as industrial automation, public security, power system, intelligent transportation systems (ITS), shipping, mining, water conservancy and oil fields.

Feature and Descriptions

- ERPS (G.8032)
- Loop Protection
- Redundant dual DC input power 12/24/48VDC (9.6~60VDC)
- Provide power polarity reverse, Overload current protect function
- 2.25K VDC Hi-pot isolation protection for Ethernet ports and power
- 4KV surge protection for UTP and fiber ports
- SFP 100/1000Base-X
- IP40 Aluminum metal case protection
- DIN-rail default, Wall Mount kits optional
- Supports EFT protection 6000VDC for power line
- Supports 8~15KV ESD protection
- -40°C~85°C operating temperature
- Low power consumption



Specification	Descriptions
Standards	IEEE802.3 10BASE-T; IEEE802.3u 100Base-TX IEEE802.3ab 1000Base-T; IEEE802.3z 1000Base-X IEEE802.3x Flow control and back pressure; IEEE802.1Q VLAN IEEE802.1w RSTP IEEE802.1s MSTP, IEEE802.1d STP
Switching Capacity	12Gbps/non-blocking
MAC Address Table	8K
Data Buffer	4M
Maximum Frame Size	9.6K Jumbo Frame
Copper	4*10/100/1000Base-T, RJ45 ESD protection, EFT protection
Fiber	2*100/1000Base-X, SFP Slot
Console	RS232 (RJ45)
Key Switch	Reset
Power	DC:12V~58V, redundant power inputs, 6-PIN Removable Terminal Block Overload voltage protection, Overload current protection Reverse Polarity protection, Lightning protection:6KV, ESD: 8~15KV
LED Indicators	PWR, RUN, Link/Act, Speed, Fiber Link
Operating Temperature	-40 °C ~ +85 °C
Relative Humidity	5-95% (no condensation)
Housing	IP40 Protection, Aluminum Alloy, fan-less
Mounting	DIN-rail 35-7.5, wall mounting (with optional kit)
Dimensions	138*107*45mm(device); 215*175*73mm(packing)
Weight	0.52kg(device); 0.65kg(device with packing)
Regulations	CE/FCC/ROSH
Layer 2 Feature	
Port Features	IEEE 802.3x flow control, Interface counters, Storm control Port isolated
Link Aggregation	Static aggregation, Dynamic aggregation, LACP
Mirror	Port-based mirror, Vlan-Based, Flow-Based
Spanning Tree	IEEE802.1d STP, IEEE802.1w RSTP, IEEE802.1s MSTP
VLAN	Port-based VLAN, access/trunk/hybrid-port, 4094 IEEE802.1Q VLAN VID, GVRP
Mac-address table	IEEE 802.1q, MAC address: 8K Support MAC address automatic learning and aging Static mac-address, Dynamic mac-address, Security mac-address
Loop Protection	Supported
Private VLAN	Supported
ERPS (G.8032)	Single ring, Sub-Ring, Multi-ring, Load balance Recovery Time < 50ms
Layer 2 Multicast	IGMP Snooping V1/V2/V3, Source Port Check IGMP Fast Leave; Filter, Agent

Specification	Descriptions
Security	
ACL	ACL (IP Standard ACL), IPV4/IPV6 MAC extend ACL, IP extend ACL Support matching L2, L3, L4 layer fields Support log, redirection, mirroring, speed limit
QoS	QoS Class, Remarking SP, WRR queue scheduling SP, WRR, SP+WRR Ingress Port-based Rate-limit Ingress Priority-based Rate-limit Egress Port-based Rate-limit Egress Queue-based Rate-limit Policy-based QoS Storm Control
Dot1x	IEEE 802.1p 8 active priorities queues for per port Port Access Control User Access Control Mac-address Access Control RADIUS Server
IP Source Guard	Support dynamic table entries Support static table entries
ARP Inspection	Support dynamic table entries Support static table entries
Port Security	Supported
Access Management	Supported
Management	
User management	Password protection
SNMP	SNMP V1/v2C/v3
RMON	Statistics Group, History Group, Alarm Group, Events Group
CLI	Support
RADIUS client	Support
Web management	HTTP V1.1, HTTPS
Firmware Upgrade	Reversion Upgrade
Syslog/Debug	Support
IPV4/IPV6	Support
Diagnosis	ping(ipv4), ping(ipv6), Trace route(ipv4) Trace route(ipv6)
Application	
NTP	NTP Client
DHCP	DHCP Client
DHCP Snooping	Trust Port
Telnet	Telnet Server
TFTP	TFTP Client
SSH	SSH Server

Order Part Number as Below.

Part Number.
BC-44126

Descriptions
4-port 10/100/1000Mbps to
2-port 100/1000M Base-X SFP Fiber Uplink
Layer-2 Switch Management Industrial

BC-44128

8-ports 10/100/1000Mbps to
2-ports 100/1000M Base-X SFP Fiber Uplink
Layer-2 Switch Management Industrial

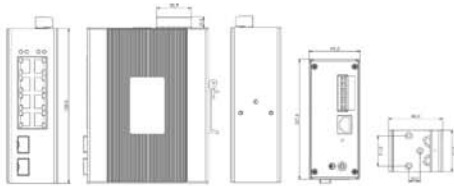


Overview

Industrial Managed Switch are fully managed L2 switches, adopt store-forward architecture, fan-less and energy-saving design, with 8*10/100/1000Base-T port and 2*1.25G/155M SFP fiber port. Full-series design with protection against lightning, anti-static and operate in -40°C~85°C for harsh environments; such as industrial automation, public security, power system, intelligent transportation systems (ITS), shipping, mining, water conservancy and oil fields.

Feature and Descriptions

- ERPS (G.8032)
- Loop Protection
- Redundant dual DC input power 12/24/48VDC (9.6~60VDC)
- Provide power polarity reverse, Overload current protect function
- 2.25K VDC Hi-pot isolation protection for Ethernet ports and power
- 4KV surge protection for UTP and fiber ports
- SFP 100/1000Base-X
- IP40 Aluminum metal case protection
- DIN-rail default, Wall Mount kits optional
- Supports EFT protection 6000VDC for power line
- Supports 8~15KV ESD protection
- -40°C~85°C operating temperature
- Low power consumption



Specification	Descriptions
Standards	IEEE802.3 10BASE-T; IEEE802.3u 100Base-TX IEEE802.3ab 1000Base-T; IEEE802.3z 1000Base-X IEEE802.3x Flow control and back pressure; IEEE802.1Q VLAN IEEE802.1w RSTP IEEE802.1s MSTP, IEEE802.1d STP
Switching Capacity	20Gbps/non-blocking
MAC Address Table	8K
Data Buffer	4M
Maximum Frame Size	9.6K Jumbo Frame
Copper	8*10/100/1000Base-T, RJ45 ESD protection, EFT protection
Fiber	2*100/1000Base-X, SFP Slot
Console	RS232 (RJ45)
Key Switch	Reset
Power	DC:12V~58V, redundant power inputs, 6-PIN Removable Terminal Block Overload voltage protection, Overload current protection Reverse Polarity protection, Lightning protection:6KV, ESD: 8~15KV
LED Indicators	PWR, RUN, Link/Act, Speed, Fiber Link
Operating Temperature	-40 °C ~ +85 °C
Relative Humidity	5-95% (no condensation)
Housing	IP40 Protection, Aluminum Alloy, fan-less
Mounting	DIN-rail 35-7.5, wall mounting (with optional kit)
Dimensions	138*107*45mm(device); 215*175*73mm(packing)
Weight	0.54kg(device); 0.67kg(device with packing)
Regulations	CE/FCC/ROSH
Layer 2 Feature	
Port Features	IEEE 802.3x flow control, Interface counters, Storm control Port isolated
Link Aggregation	Static aggregation, Dynamic aggregation, LACP
Mirror	Port-based mirror, Vlan-Based, Flow-Based
Spanning Tree	IEEE802.1d STP, IEEE802.1w RSTP, IEEE802.1s MSTP
VLAN	Port-based VLAN, access/trunk/hybrid-port, 4094 IEEE802.1Q VLAN VID, GVRP
Mac-address table	IEEE 802.1q, MAC address: 8K Support MAC address automatic learning and aging Static mac-address, Dynamic mac-address, Security mac-address
Loop Protection	Supported
Private VLAN	Supported
ERPS (G.8032)	Single ring, Sub-Ring, Multi-ring, Load balance Recovery Time < 50ms
Layer 2 Multicast	IGMP Snooping V1/V2/V3, Source Port Check IGMP Fast Leave; Filter, Agent

Specification	Descriptions
Security	
ACL	ACL (IP Standard ACL), IPV4/IPV6 MAC extend ACL, IP extend ACL Support matching L2, L3, L4 layer fields Support log, redirection, mirroring, speed limit
QoS	QoS Class, Remarking SP, WRR queue scheduling SP, WRR, SP+WRR Ingress Port-based Rate-limit Ingress Priority-based Rate-limit Egress Port-based Rate-limit Egress Queue-based Rate-limit Policy-based QoS Storm Control
Dot1x	IEEE 802.1p 8 active priorities queues for per port Port Access Control User Access Control Mac-address Access Control RADIUS Server
IP Source Guard	Support dynamic table entries Support static table entries
ARP Inspection	Support dynamic table entries Support static table entries
Port Security	Supported
Access Management	Supported
Management	
User management	Password protection
SNMP	SNMP V1/v2C/V3
RMON	Statistics Group, History Group, Alarm Group, Events Group
CLI	Support
RADIUS client	Support
Web management	HTTP V1.1, HTTPS
Firmware Upgrade	Reversion Upgrade
Syslog/Debug	Support
IPV4/IPV6	Support
Diagnosis	ping(ipv4), ping(ipv6), Trace route(ipv4) Trace route(ipv6)
Application	
NTP	NTP Client
DHCP	DHCP Client
DHCP Snooping	Trust Port
Telnet	Telnet Server
TFTP	TFTP Client
SSH	SSH Server

Order Part Number as Below.

Part Number.
BC-44128

Descriptions
8-port 10/100/1000Mbps to
2-port 100/1000M Base-X SFP Fiber Uplink
Layer-2 Switch Management Industrial

BC-44268

8-ports 10/100/1000Mbps to
6-ports 100/1000M Base-X SFP Fiber Uplink
Layer-2 Switch Management Industrial

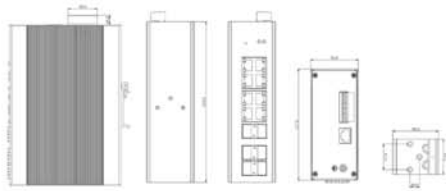


Overview

Industrial Managed Switch are fully managed L2 switches, adopt store-forward architecture, fan-less and energy-saving design, with 8*10/100/1000Base-T port and 6*1.25G/155M SFP fiber port. Full-series design with protection against lightning, anti-static and operate in -40°C~85°C for harsh environments; such as industrial automation, public security, power system, intelligent transportation systems (ITS), shipping, mining, water conservancy and oil fields.

Feature and Descriptions

- ERPS (G.8032)
- Loop Protection
- Redundant dual DC input power 12/24/48VDC (9.6~60VDC)
- Provide power polarity reverse, Overload current protect function
- 2.25K VDC Hi-pot isolation protection for Ethernet ports and power
- 4KV surge protection for UTP and fiber ports
- SFP 100/1000Base-X
- IP40 Aluminum metal case protection
- DIN-rail default, Wall Mount kits optional
- Supports EFT protection 6000VDC for power line
- Supports 8~15KV ESD protection
- -40°C~85°C operating temperature
- Low power consumption



Specification	Descriptions
Standards	IEEE802.3 10BASE-T; IEEE802.3u 100Base-TX IEEE802.3ab 1000Base-T; IEEE802.3z 1000Base-X IEEE802.3x Flow control and back pressure; IEEE802.1Q VLAN IEEE802.1w RSTP IEEE802.1s MSTP, IEEE802.1d STP
Switching Capacity	28Gbps/non-blocking
MAC Address Table	8K
Data Buffer	4M
Maximum Frame Size	9.6K Jumbo Frame
Copper	8*10/100/1000Base-T, RJ45 ESD protection, EFT protection
Fiber	6*100/1000Base-X, SFP Slot
Console	RS232 (RJ45)
Key Switch	Reset
Power	DC:12V~58V, redundant power inputs, 6-PIN Removable Terminal Block Overload voltage protection, Overload current protection Reverse Polarity protection, Lightning protection:6KV, ESD: 8~15KV
LED Indicators	PWR, RUN, Link/Act, Speed, Fiber Link
Operating Temperature	-40 °C ~ +85 °C
Relative Humidity	5-95% (no condensation)
Housing	IP40 Protection, Aluminum Alloy, fan-less
Mounting	DIN-rail 35-7.5, wall mounting (with optional kit)
Dimensions	169*117*50mm(device); 235*170*95mm(packing)
Weight	0.75kg(device); 0.93kg(device with packing)
Regulations	CE/FCC/ROSH
Layer 2 Feature	
Port Features	IEEE 802.3x flow control, Interface counters, Storm control Port isolated
Link Aggregation	Static aggregation, Dynamic aggregation, LACP
Mirror	Port-based mirror, Vlan-Based, Flow-Based
Spanning Tree	IEEE802.1d STP, IEEE802.1w RSTP, IEEE802.1s MSTP
VLAN	Port-based VLAN, access/trunk/hybrid-port, 4094 IEEE802.1Q VLAN VID, GVRP
Mac-address table	IEEE 802.1q, MAC address: 8K Support MAC address automatic learning and aging Static mac-address, Dynamic mac-address, Security mac-address
Loop Protection	Supported
Private VLAN	Supported
ERPS (G.8032)	Single ring, Sub-Ring, Multi-ring, Load balance Recovery Time < 50ms
Layer 2 Multicast	IGMP Snooping V1/V2/V3, Source Port Check IGMP Fast Leave; Filter, Agent

Specification	Descriptions
Security	
ACL	ACL (IP Standard ACL), IPV4/IPV6 MAC extend ACL, IP extend ACL Support matching L2, L3, L4 layer fields Support log, redirection, mirroring, speed limit
QoS	QoS Class, Remarking SP, WRR queue scheduling SP, WRR, SP+WRR Ingress Port-based Rate-limit Ingress Priority-based Rate-limit Egress Port-based Rate-limit Egress Queue-based Rate-limit Policy-based QoS Storm Control IEEE 802.1p 8 active priorities queues for per port
Dot1x	Port Access Control User Access Control Mac-address Access Control RADIUS Server
IP Source Guard	Support dynamic table entries Support static table entries
ARP Inspection	Support dynamic table entries Support static table entries
Port Security	Supported
Access Management	Supported
Management	
User management	Password protection
SNMP	SNMP V1/v2C/V3
RMON	Statistics Group, History Group, Alarm Group, Events Group
CLI	Support
RADIUS client	Support
Web management	HTTP V1.1, HTTPS
Firmware Upgrade	Reversion Upgrade
Syslog/Debug	Support
IPV4/IPV6	Support
Diagnosis	ping(ipv4), ping(ipv6), Trace route(ipv4) Trace route(ipv6)
Application	
NTP	NTP Client
DHCP	DHCP Client
DHCP Snooping	Trust Port
Telnet	Telnet Server
TFTP	TFTP Client
SSH	SSH Server

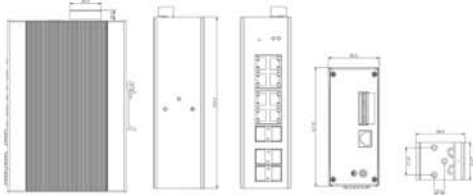
Order Part Number as Below.

Part Number.
BC-44268

Descriptions
8-port 10/100/1000Mbps to
6-port 100/1000M Base-X SFP Fiber Uplink
Layer-2 Switch Management Industrial

BC-44412

12-ports 10/100/1000Mbps to
4-ports 100/1000M Base-X SFP Fiber Uplink
Layer-2 Switch Management Industrial



Overview

Industrial Managed Switch are fully managed L2 switches, adopt store-forward architecture, fan-less and energy-saving design, with 12*10/100/1000Base-T port and 4*1.25G/155M SFP fiber port. Full-series design with protection against lightning,anti-static and operate in -40°C~85°C for harsh environments; such as industrial automation, public security, power system, intelligent transportation systems (ITS), shipping, mining ,water conservancy and oil fields.

Feature and Descriptions

- ERPS (G.8032)
- Loop Protection
- Redundant dual DC input power 12/24/48VDC (9.6~60VDC)
- Provide power polarity reverse, Overload current protect function
- 2.25K VDC Hi-pot isolation protection for Ethernet ports and power
- 4KV surge protection for UTP and fiber ports
- SFP 100/1000Base-X
- IP40 Aluminum metal case protection
- DIN-rail default, Wall Mount kits optional
- Supports EFT protection 6000VDC for power line
- Supports 8~15KV ESD protection
- -40°C~85°C operating temperature
- Low power consumption

Specification	Descriptions
Standards	IEEE802.3 10BASE-T; IEEE802.3u 100Base-TX IEEE802.3ab 1000Base-T; IEEE802.3z 1000Base-X IEEE802.3x Flow control and back pressure; IEEE802.1Q VLAN IEEE802.1w RSTP IEEE802.1s MSTP, IEEE802.1d STP
Switching Capacity	32Gbps/non-blocking
MAC Address Table	8K
Data Buffer	4M
Maximum Frame Size	9.6K Jumbo Frame
Copper	12*10/100/1000Base-T, RJ45 ESD protection, EFT protection
Fiber	4*100/1000Base-X,SFP Slot
Console	RS232 (RJ45)
Key Switch	Reset
Power	DC:12V~58V, redundant power inputs, 6-PIN Removable Terminal Block Overload voltage protection, Overload current protection Reverse Polarity protection, Lightning protection:6KV, ESD: 8~15KV
LED Indicators	PWR, RUN, Link/Act, Speed, Fiber Link
Operating Temperature	-40 °C ~ +85 °C
Relative Humidity	5-95% (no condensation)
Housing	IP40 Protection, Aluminum Alloy, fan-less
Mounting	DIN-rail 35-7.5, wall mounting (with optional kit)
Dimensions	169*117*50mm(device); 235*170*95mm(packing)
Weight	1.10kg(device); 1.15(device with packing)
Regulations	CE/FCC/ROSH
Layer 2 Feature	
Port Features	IEEE 802.3x flow control, Interface counters, Storm control Port isolated
Link Aggregation	Static aggregation, Dynamic aggregation, LACP
Mirror	Port-based mirror, Vlan-Based, Flow-Based
Spanning Tree	IEEE802.1d STP, IEEE802.1w RSTP, IEEE802.1s MSTP
VLAN	Port-based VLAN, access/trunk/hybrid-port, 4094 IEEE802.1Q VLAN VID, GVRP
Mac-address table	IEEE 802.1q, MAC address: 8K Support MAC address automatic learning and aging Static mac-address, Dynamic mac-address, Security mac-address
Loop Protection	Supported
Private VLAN	Supported
ERPS (G.8032)	Single ring, Sub-Ring, Multi-ring, Load balance Recovery Time < 50ms
Layer 2 Multicast	IGMP Snooping V1/V2/V3, Source Port Check IGMP Fast Leave; Filter, Agent

Specification	Descriptions
Security	
ACL	ACL (IP Standard ACL), IPV4/IPV6 MAC extend ACL,IP extend ACL Support matching L2, L3, L4 layer fields Support log, redirection, mirroring, speed limit
QoS	QoS Class, Remarking SP, WRR queue scheduling SP,WRR, SP+WRR Ingress Port-based Rate-limit Ingress Priority-based Rate-limit Egress Port-based Rate-limit Egress Queue-based Rate-limit Policy-based QoS Storm Control IEEE 802.1p 8 active priorities queues for per port
Dot1x	Port Access Control User Access Control Mac-address Access Control RADIUS Server
IP Source Guard	Support dynamic table entries Support static table entries
ARP Inspection	Support dynamic table entries Support static table entries
Port Security	Supported
Access Management	Supported
Management	
User management	Password protection
SNMP	SNMP V1/v2C/V3
RMON	Statistics Group, History Group, Alarm Group, Events Group
CLI	Support
RADIUS client	Support
Web management	HTTP V1.1, HTTPS
Firmware Upgrade	Reversion Upgrade
Syslog/Debug	Support
IPV4/IPV6	Support
Diagnosis	ping(ipv4), ping(ipv6), Trace route(ipv4) Trace route(ipv6)
Application	
NTP	NTP Client
DHCP	DHCP Client
DHCP Snooping	Trust Port
Telnet	Telnet Server
TFTP	TFTP Client
SSH	SSH Server

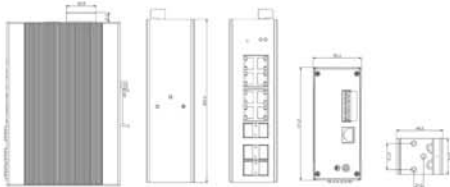
Order Part Number as Below.

Part Number.
BC-44412

Descriptions
12-port 10/100/1000Mbps to
4-port 100/1000M Base-X SFP Fiber Uplink
Layer-2 Switch Management Industrial

BC-441212

12-ports 10/100/1000Mbps to
12-ports 100/1000M Base-X SFP Fiber Uplink
Layer-2 Switch Management Industrial



Overview

Industrial Managed Switch are fully managed L2 switches, adopt store-forward architecture, fan-less and energy-saving design, with 12*10/100/1000Base-T port and 12*1.25G/155M SFP fiber port. Full-series design with protection against lightning, anti-static and operate in -40°C~85°C for harsh environments; such as industrial automation, public security, power system, intelligent transportation systems (ITS), shipping, mining, water conservancy and oil fields.

Feature and Descriptions

- ERPS (G.8032)
- Loop Protection
- Redundant dual DC input power 12/24/48VDC (9.6~60VDC)
- Provide power polarity reverse, Overload current protect function
- 2.25K VDC Hi-pot isolation protection for Ethernet ports and power
- 4KV surge protection for UTP and fiber ports
- SFP 100/1000Base-X
- IP40 Aluminum metal case protection
- DIN-rail default, Wall Mount kits optional
- Supports EFT protection 6000VDC for power line
- Supports 8~15KV ESD protection
- -40°C~85°C operating temperature
- Low power consumption

Specification	Descriptions
Standards	IEEE802.3 10BASE-T; IEEE802.3u 100Base-TX IEEE802.3ab 1000Base-T; IEEE802.3z 1000Base-X IEEE802.3x Flow control and back pressure; IEEE802.1Q VLAN IEEE802.1w RSTP IEEE802.1s MSTP, IEEE802.1d STP
Switching Capacity	48Gbps/non-blocking
MAC Address Table	8K
Data Buffer	4M
Maximum Frame Size	9.6K Jumbo Frame
Copper	12*10/100/1000Base-T, RJ45 ESD protection, EFT protection
Fiber	12*100/1000Base-X, SFP Slot
Console	RS232 (RJ45)
Key Switch	Reset
Power	DC:12V~58V, redundant power inputs, 6-PIN Removable Terminal Block Overload voltage protection, Overload current protection Reverse Polarity protection, Lightning protection:6KV, ESD: 8~15KV
LED Indicators	PWR, RUN, Link/Act, Speed, Fiber Link
Operating Temperature	-40 °C ~ +85 °C
Relative Humidity	5-95% (no condensation)
Housing	IP40 Protection, Aluminum Alloy, fan-less
Mounting	DIN-rail 35-7.5, wall mounting (with optional kit)
Dimensions	169*117*50mm(device); 235*170*95mm(packing)
Weight	1.10kg(device); 1.15(device with packing)
Regulations	CE/FCC/ROSH
Layer 2 Feature	
Port Features	IEEE 802.3x flow control, Interface counters, Storm control Port isolated
Link Aggregation	Static aggregation, Dynamic aggregation, LACP
Mirror	Port-based mirror, Vlan-Based, Flow-Based
Spanning Tree	IEEE802.1d STP, IEEE802.1w RSTP, IEEE802.1s MSTP
VLAN	Port-based VLAN, access/trunk/hybrid-port, 4094 IEEE802.1Q VLAN VID, GVRP
Mac-address table	IEEE 802.1q, MAC address: 8K Support MAC address automatic learning and aging Static mac-address, Dynamic mac-address, Security mac-address
Loop Protection	Supported
Private VLAN	Supported
ERPS (G.8032)	Single ring, Sub-Ring, Multi-ring, Load balance Recovery Time < 50ms
Layer 2 Multicast	IGMP Snooping V1/V2/V3, Source Port Check IGMP Fast Leave; Filter, Agent

Specification	Descriptions
Security	
ACL	ACL (IP Standard ACL), IPV4/IPV6 MAC extend ACL, IP extend ACL Support matching L2, L3, L4 layer fields Support log, redirection, mirroring, speed limit
QoS	QoS Class, Remarking SP, WRR queue scheduling SP, WRR, SP+WRR Ingress Port-based Rate-limit Ingress Priority-based Rate-limit Egress Port-based Rate-limit Egress Queue-based Rate-limit Policy-based QoS Storm Control IEEE 802.1p 8 active priorities queues for per port
Dot1x	Port Access Control User Access Control Mac-address Access Control RADIUS Server
IP Source Guard	Support dynamic table entries Support static table entries
ARP Inspection	Support dynamic table entries Support static table entries
Port Security	Supported
Access Management	Supported
Management	
User management	Password protection
SNMP	SNMP V1/v2C/V3
RMON	Statistics Group, History Group, Alarm Group, Events Group
CLI	Support
RADIUS client	Support
Web management	HTTP V1.1, HTTPS
Firmware Upgrade	Reversion Upgrade
Syslog/Debug	Support
IPV4/IPV6	Support
Diagnosis	ping(ipv4), ping(ipv6), Trace route(ipv4) Trace route(ipv6)
Application	
NTP	NTP Client
DHCP	DHCP Client
DHCP Snooping	Trust Port
Telnet	Telnet Server
TFTP	TFTP Client
SSH	SSH Server

Order Part Number as Below.

Part Number.	Descriptions
BC-441212	12-port 10/100/1000Mbps to 12-port 100/1000M Base-X SFP Fiber Uplink Layer-2 Switch Management Industrial

Industrial Power Supply.



Features : BC-75-48

- Universal AC input/Full range
- Protections: Short circuit/Over load/Over voltage/Over temperature
- Cooling by free air convection
- Can be installed on DIN rail TS-35/7.5 or 15
- UL 508(industrial control equipment)approved
- LED indicator for power on
- 100% full load burn-in test
- Fix switching frequency at 50KHz

Features : BC-120-48

- AC input range selectable by switch
- Protections: Short circuit/Over load/Over voltage/Over temperature
- Cooling by free air convection
- Can be installed on DIN rail TS-35/7.5 or 15
- UL 508(industrial control equipment)approved
- LED indicator for power on
- 100% full load burn-in test
- Fixed switching frequency at 55KHz

	MODEL	BC-75-48	BC-120-48
OUTPUT	DC VOLTAGE	48V	48V
	RATED CURRENT	1.6A	2.5A
	CURRENT RANGE	0 ~ 1.6A	0 ~ 2.5A
	RATED POWER	76.8W	120W
	RIPPLE & NO ISE (max.) Note.2	240mVp-p	100mVp-p
	VOLTAGE ADJ. RANGE	48 ~ 53V	48 ~ 53V
	VOLTAGE TO LERANCE Note.3	± 1.0%	± 1.0%
	LINE REGULATION	± 0.5%	± 0.5%
	LOAD REGULATION	± 1.0%	± 1.0%
	SETUP, RISE TIME	1000ms, 60ms/230VAC 1800ms, 60ms/115VAC at full load	500ms, 70ms/230VAC 500ms, 70ms/115VAC at full load
HOLD TIME(Typ.)	60ms/230VAC ,12ms/115VAC at full load	36ms/230VAC 32ms/115VAC at full load	
INPUT	VOLTAGE RANGE	85 ~ 264VAC ,120 ~ 370VDC	88 ~ 132VAC/176 ~ 264VAC by switch 248 ~ 370VDC
	FREQUENCY RANGE	47 ~ 63Hz	47 ~ 63Hz
	E FFICIENCY (Typ.)	81%	85%
	AC CURRENT	1.6A/115VAC 0.96A/230VAC	2.6A/115VAC 1.6A/230VAC
	INRUSH CURRENT(max.)	COLD START 20A/115VAC 40A/230VAC	COLD START 20A/115VAC 40A/230VAC
LEAKAGE CURRENT	<1mA/240VAC	<3.5mA/240VAC	
PROTECTION	OVERLOAD	-105 ~ 150% rated output power Protection type : Constant current limiting,recovers automatically af ter fault condition is removed	-105 ~ 150% rated output power Protection type : Constant current limiting,recovers automatically af ter fault condition is removed
	OVER VOLTAGE	58 ~ 65V Protection type : Hiccup mode, recovers automatically after fault condition is removed	58 ~ 65V Protection type : Shut down o/p voltage, re-power on to recover
	OVER TEMPERATURE	85°C±5°C (TSW1) Detect on heat sink of power transistor Protection type : Shut down o/p voltage, recovers automatically after temperature goes down	90°C±5°C (TSW1)Protection type : Shut down o/p voltage, recovers automatically after temperature goes down
ENVIRONMENT	WORKING TEMP.	-10 ~ +60°C (Refer to output load derating curve)	-10 ~ +60°C (Refer to output load derating curve)
	WORKING HUMIDITY	20 ~ 90% RH non-condensing	20 ~ 90% RH non-condensing
	STORAGE TEMP., HUMIDITY	-20 ~ +85°C , 10 ~ 95% RH	-20 ~ +85°C , 10 ~ 95% RH
	TEMP. COEFFICIENT	±0.03%/°C (0 ~ 50°C)	±0.03%/°C (0 ~ 50°C)
SAFETY & EMC (Note 4)	VIBRATION	10 ~ 500Hz, 2G 10min./1cycle, 60min. each along X, Y, Z axes	10 ~ 500Hz, 2G 10min./1cycle, 60min. each along X, Y, Z axes
	SAFETY STANDARDS	Design refer to UL508,TUV EN60950-1	Design refer to UL508, UL60950-1, TUV EN60950-1
	WITHSTAND VOLTAGE	I/P -O/P:3KVAC I/P-FG:1.5KVAC O/P-FG:0.5KVAC	I/P -O/P:3KVAC I/P-FG:1.5KVAC O/P-FG:0.5KVAC
	ISOLATION RESISTANCE	I/P -O/P, I /P-FG, O/P-FG:100M Ohms/500VDC	I/P -O/P, I /P-FG, O/P-FG:100M Ohms/500VDC
	EMI CONDUCTION & RADIATION	Compliance to EN55022 (CISPR22) Class B	Compliance to EN55011,EN55022 (CI SPR22) Class B
OTHERS	HARMONIC CURRENT	Compliance to EN61000-3-2,-3	Compliance to EN61000-3-2,-3
	EMS IMMUNITY	Compliance to EN61000-4-2,3, 4,5,6,8,11, ENV50204, EN55024, E N61000-6-2 (EN50082-2) Heavy industry level, criteria A	Compliance to EN61000-4-2,3, 4,5,6,8,11, ENV50204, EN55024, EN61000-6-2 (EN50082-2) Heavy industry level, criteria A
OTHERS	MTBF	123.1K hrs min. MIL-HDBK-217F (25°C)	136.8K hrs min. MIL-HDBK-217F (25°C)
	DIMENSION	55.5*125.2*100mm (L*W*H)	65.5*125.2*100mm (L*W*H)
	PACKING	0.6Kg; 20pcs/13Kg/1.1CUFT	0.79Kg; 20pcs/16.5Kg/1.1CUFT

Order Part Number as Below.

Part Number.

BC-75-48
BC-120-48

Descriptions

Input 85-264VAC to 48VDC, 1.6A Industrial DIN-Rail Power Supply
Input 176-264VAC to 48VDC, 2.5A Industrial DIN-Rail Power Supply

**Industrial Power Supply
Waterproof IP67**

Model: BC-60-48



Features

- Small volume, high efficiency
- Protections short circuit, overload
- Cooling by free air convection
- IP67 design for indoor or outdoor installation 100%
- 100% full load burn-in test

INPUT AC

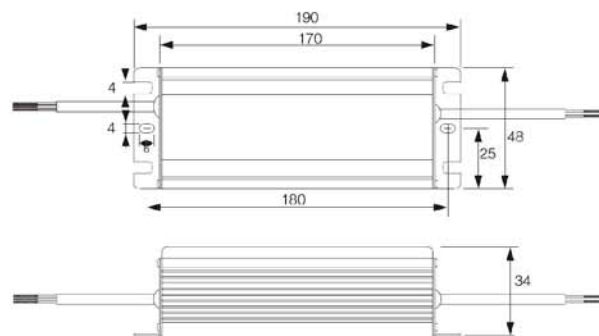
Voltage range	200-240 VAC
Frequency range	47-63Hz
AC current	0.8A/230VAC
Inrush current	Cold start 30/230V
Leakage current	<3.5m/240VAC

OUTPUT DC

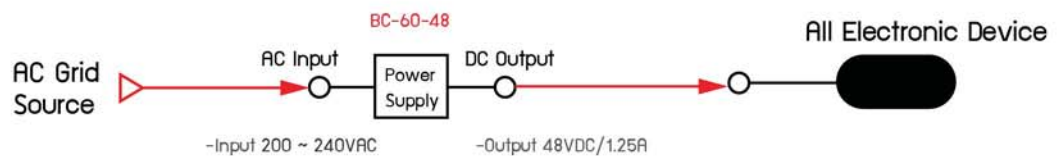
DC Voltage	48VDC
Rate Current	1.25A(60W)
Current Range	0-1.25A
Ripple & Noise	100mVp-p
Voltage Tolerance	+/- 1.5%
Efficiency	84%

OTHERS

Over load	105%-150% rated output power Protection type : Constant current limiting, recovers automatically after fault condition is removed
Working storage temperature, Humidity	-10 - +60°C / -20 - +85°C , 20-90% RH(non-condensing)
Temperature coefficient	+/-0.03% °C (0-45°C)
Vibration	10-500Hz, 2G 10min/cycle,X, Y, Z each along 60min
Withstand voltage	I/P-O/P1.5KVAC I/P-FG1.5KVAC O/P-FG.0.5KVAC
Isolation Resistance	I/P-O/P,I/P-FG,O/P-FG: 100M Ohms/500VDC/25°C/70%RH
Safety standards	Compliance to UL60950-1
EMC standards	Compliance to EN55022 Class B,EN61000-6-1
Dimension	190x48x34mm(LxWxH)
Packing	0.53kg, 28pcs/15kg



Application Diagrams :
Industrial Power Supply



Order Part Number as Below.

Part Number.
BC-60-48

Descriptions
Input 200-240VAC to 48VDC, 1.25A(60W) Industrial DIN-Rail Power Supply, IP67
สามารถกันน้ำและกันฝุ่นได้

Fiber Media Converter Ethernet(ตัวแปลงสัญญาณไฟฟ้าเป็นแสง)

100 Mbps	<p>CTM-RC0202-AUB 1-Port 100M UTP/RJ45 to 1-Port 100M Duplex-F0/SC, 1310nm 2Km</p>	<p>Mini CTS-RC0202-MINI 1-Port 100M UTP/RJ45 to 1-Port 100M Duplex-F0/SC, 1310nm 20Km to</p>	<p>CTS-RC0202-AUB 1-Port 100M UTP/RJ45 to 1-Port 100M Duplex-F0/SC, 1310nm 20Km to</p>	<p>CTS-RC0202-A-SCB 1-Port 100M UTP/RJ45 to 1-Port 100M Single-F0/SC, Bidi 1310/1550nm 20Km to</p> <p>CTS-RC0202-B-SCB 1-Port 100M UTP/RJ45 to 1-Port 100M Single-F0/SC, Bidi 1550/1310nm 20Km to</p>
100 Mbps LFP function	<p>CTS-SC0202-LFP 1-Port 100M UTP/RJ45 to 1-Port 100M Duplex-F0/SC, 1310nm 20Km,LFP function</p>	<p>Mini CTS-SC0240-LFP 1-Port 100M UTP/RJ45 to 1-Port 100M Duplex-F0/SC, 1310nm 40Km,LFP function</p>	<p>CTS-SC040-LFP 1-Port 100M UTP/RJ45 to 1-Port 100M Duplex-F0/SC, 1310nm 40Km,LFP function,12VDC</p>	<p>CTS-SC0120T-LFP 1-Port 100M Single-F0/SC, Bidi 1310/1550nm 20Km to 1-Port 100M UTP,LFP function</p> <p>CTS-SC0120R-LFP 1-Port 100M Single-F0/SC, Bidi 1550/1310nm 20Km to 1-Port 100M UTP,LFP function</p>
1000 Mbps	<p>CSM-LC0202-A6B 1-Port 1000M UTP/RJ45 to 1-Port 1000M F0/SFP moudle Up to 120Km.</p>	<p>CTM-SC0202-002 1-Port 1000M UTP/RJ45 to 1-Port 1000M Duplex-F0/SC, 850nm 0.5Km</p>	<p>CTG-SC0220 1-Port 1000M UTP/RJ45 to 1-Port 1000M Duplex-F0/SC, 1310nm 20Km</p>	<p>CTG-SC0202-T 1-Port 1000M Single-F0/SC, Bidi 1310/1550nm 20Km to 1-Port 1000M UTP</p> <p>CTG-SC0202-R 1-Port 1000M Single-F0/SC, Bidi 1550/1310nm 20Km to 1-Port 1000M UTP</p>
1000 Mbps LFP function	<p>CSM-LC0202-LFP 1-Port 1000M UTP/RJ45 to 1-Port 1000M F0/SFP moudle Up to 120Km., LFP function</p>	<p>CSM-SC0220-LFP 1-Port 1000M UTP/RJ45 to 1-Port 1000M Duplex-F0/SC, 1310nm 20Km, LFP function</p>	<p>CSM-MCC014-A6B 14 Slot Chassis for Media,19" 2U,with Redundant Power Supply Support 100M/1000M series</p>	<p>10G CTS-SFP1000 1-Port 10G SFP moudle to 1-Port 10G/56/2.5G/1G/100M UTP</p>

PoE Series

100Mbps / 1000Mbps(F0/SFP slot)	<p>Part Number: BC-210024</p>	<p>Descriptions</p> <p>1-Port 100/1000Base-X (SFP slot) to 1-Port 10/100/1000Base-T(RJ45) with PoE, PSE, Ext. AC-DC48V0.5A., 24W</p>
1000Mbps UTP/RJ45	<p>Part Number: BC-210065</p>	<p>1-Port 100/1000Base-X (SFP slot) to 1-Port 10/100/1000Base-T(RJ45) with PoE, PSE, Ext. AC-DC52V1.25A , 65W</p>

Power : 24W/65W

ภาพการใช้งาน



ก้าวเข้าสู่ปีที่ 24

โทร 02-508-0977 (อัตโนมัติ 20 คู่สาย)

WWW.NCSNETWORK.COM