



Cloud6 2x2 Outdoor Cloud Managed Wi-Fi 6 2x2 Outdoor Access Point

Overview

EnGenius Cloud Managed Wi-Fi 6 2x2 Outdoor Access Point ECW260 supports dual concurrent 802.11ax with backward compatibility, providing up to 1,200 Mbps in the 5 GHz band and 574 Mbps in the 2.4 GHz band. Its IP67-rated weatherproof and dustproof housing withstands harsh environments, and its Mesh Wireless Support simplifies setup and self-heals. The EnGenius Cloud App allows remote management of an unlimited number of APs.



Features & Benefits

- Dual concurrent 802.11ax & backward-compatible with 11ac/a/b/g/n client devices
- Supports up to 1,200 Mbps in 5 GHz band & 574 Mbps in 2.4 GHz band
- IP67-Rated weatherproof & dustproof housing withstands harsh environments
- 2.5 GigE PoE+ compatible port for easy placement where power outlets are scarce
- Four (4) (2x2) detachable 5 dBi high-gain, 360° SMA-type antennas
- Quick-scan device register & configuration and remote monitoring & troubleshooting
- Cloud manage an unlimited number of APs from anywhere with the EnGenius Cloud App
- Mesh Wireless Support simplifies setup, optimizes signals & self-heals

Technical Specifications

Technical Specifications

Standards

IEEE 802.11ax on 2.4 GHz

IEEE 802.11ax on 5 GHz

Backward compatible with 802.11a/b/g/n/ac

Antenna

2 x 2.4 GHz: 5 dBi(External Omni-Directional)

2 x 5 GHz: 5 dBi(External Omni-Directional)

Physical Interfaces

1 x 10/100/1000/2500 Ethernet Port (PoE at)

LED indicators

1 x Power

1 x LAN

1 x 2.4 GHz

1 x 5 GHz

Power Source

Power-over-Ethernet: 802.3af/at Input

Active Ethernet (PoE)

Maximum Power Consumption

15.9W

Wireless & Radio Specifications

Operating Frequency

Dual-Radio Concurrent 2.4 GHz & 5 GHz

Operation Modes

Managed mode: AP, AP Mesh, Mesh

Frequency Radio

2.4 GHz: 2400 MHz ~ 2483 MHz

5 GHz: 5150 MHz ~ 5250 MHz, 5250 MHz ~ 5350 MHz, 5470 MHz ~ 5725 MHz, 5725 MHz ~ 5875 MHz

Transmit Power

Up to 23 dBm on 2.4 GHz

Up to 25 dBm on 5 GHz

(Maximum power is limited by regulatory domain)

Radio Chains

2 x 2:2

SU-MIMO

Two(2) spatial streams SU-MIMO for 2.4GHz and two(2) spatial streams SU-MIMO for 5GHz up to totally 1,774Mbps wireless data rate to a single 11ax wireless client device under the both 2.4GHz and 5GHz radio.

MU-MIMO

Two(2) spatial streams multi-user (MU)-MIMO for up to 1201 Mbps wire-less data rate to transmit to one(1) two streams MU-MIMO 11ax capable wireless client devices under 5GHz simultaneously.

Two(2) spatial streams multi-user (MU)-MIMO for up to 574 Mbps wireless data rate to transmit to one(1) two streams MU-MIMO 11ax capable wireless client devices under 2.4GHz simultaneously.

Supported Data Rates

802.11ax:

2.4 GHz: 9 to 574 (MCS0 to MCS11, NSS = 1 to 2)

5 GHz: 18 to 1200 (MCS0 to MSC11, NSS = 1 to 2)

802.11b: 1, 2, 5.5, 11

802.11a/g: 6, 9, 12, 18, 36, 48, 54

802.11n: 6.5 to 300 (MCS0 to MCS15)

802.11ac: 6.5 to 867 (MCS0 to MCS9, NSS = 1 to 2)

Supported Radio Technologies

802.11ax: Orthogonal Frequency Division Multiple Access(OFDMA)

802.11a/g/n/ac: Orthogonal Frequency Division Multiple (OFDM)

802.11b: Direct-sequence spread-spectrum (DSSS)

Channelization

802.11ax supports high efficiency throughput (HE) –HE 20/40/80 MHz

802.11ac supports very high throughput (VHT) –VHT 20/40/80 MHz

802.11n supports high throughput (HT) –HT 20/40 MHz

802.11n supports high throughput under the 2.4GHz radio –HT40 MHz (256-QAM)

802.11n/ac/ax packet aggregation: A-MPDU, A-SPDU

Supported Modulation

802.11ax: BPSK, QPSK, 16-QAM, 64-QAM, 256-QAM, 1024-QAM

802.11ac: BPSK, QPSK, 16-QAM, 64-QAM, 256-QAM

802.11a/g/n: BPSK, QPSK, 16-QAM, 64-QAM

802.11b: BPSK, QPSK, CCK

Max Concurrent User

512 Per radio

Management Features

Multiple BSSID

8 SSIDs on both 2.4GHz and 5GHz bands

VLAN Tagging

Supports 802.1q SSID-to-VLAN Tagging

Cross-Band VLAN Pass-Through

Management VLAN

Spanning Tree

Supports 802.1d Spanning Tree Protocol

QoS (Quality of Service)

Compliant With IEEE 802.11e Standard

WMM

SNMP

v1, v2c, v3

MIB

I/II, Private MIB

Fast Roaming

802.11r/k

Wireless Security

WPA2-PSK

WPA2-Enterprise

WPA3-PSK

WPA3-Enterprise

Hide SSID in Beacons

Wireless STA (Client) Connected List

Client Isolation

Technical Specifications

Environmental & Physical

Temperature Range

Operating: -4°~140°F/-20°C~60°C

Storage: -40°F~-176°F/-40°C~80°C

Humidity (non-condensing)

Operating: 90% or less

Storage: 90% or less

IP Rating(Outdoor only)

IP67

Surge Protection (Outdoor only)

1KV

ESD Protection(Outdoor only)

Contact: 4KV Air: 8 K

Dimensions & Weight

Weight

720 g

Dimensions

124 x 190 x 52.5 mm

Package Contents

1 – ECW260 Cloud Managed Outdoor Access Point

2 – Pole-Mounting Brackets

1 – Wall-Mount Screw Set

2 – 2.4GHz 5dBi SMA Antennas

2 – 5GHz 5dBi SMA Antennas

1 – Quick Installation Guide

Compliance

Regulatory Compliance

FCC

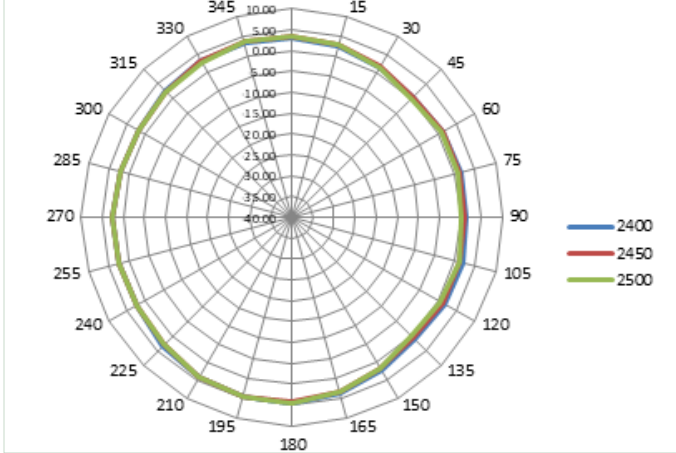
CE

IC

Antennas Patterns

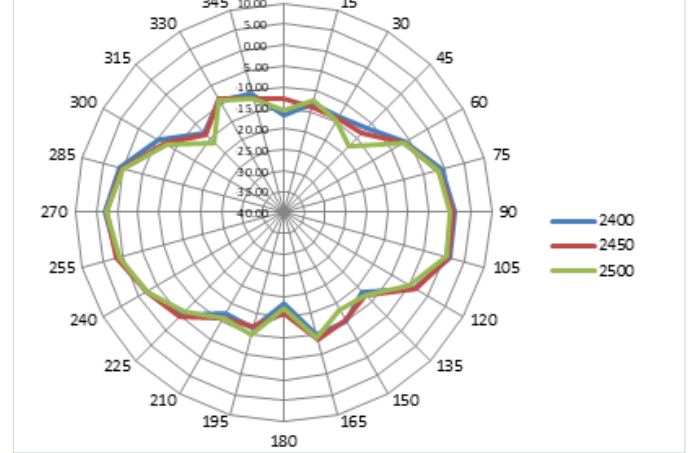
2.4GHz

H-Plane



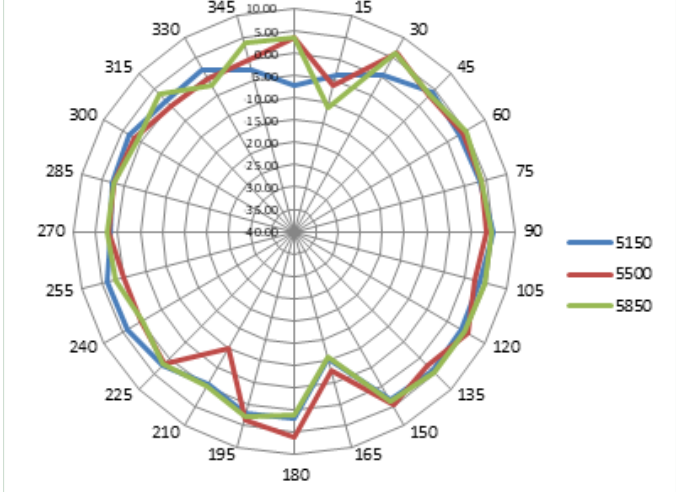
2.4GHz

E-Plane



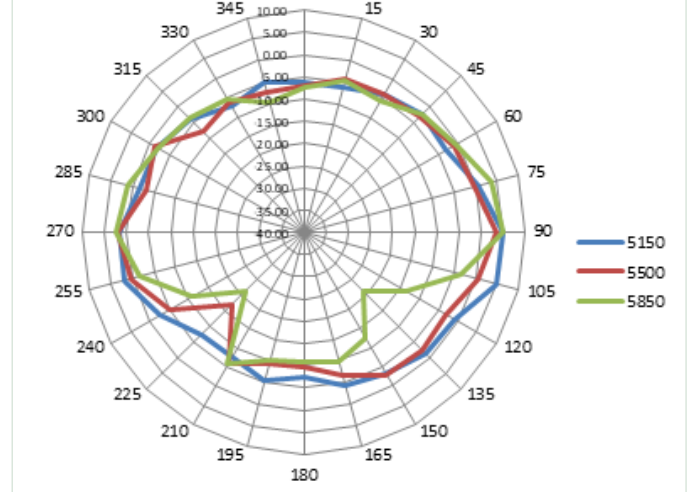
5GHz

H-Plane

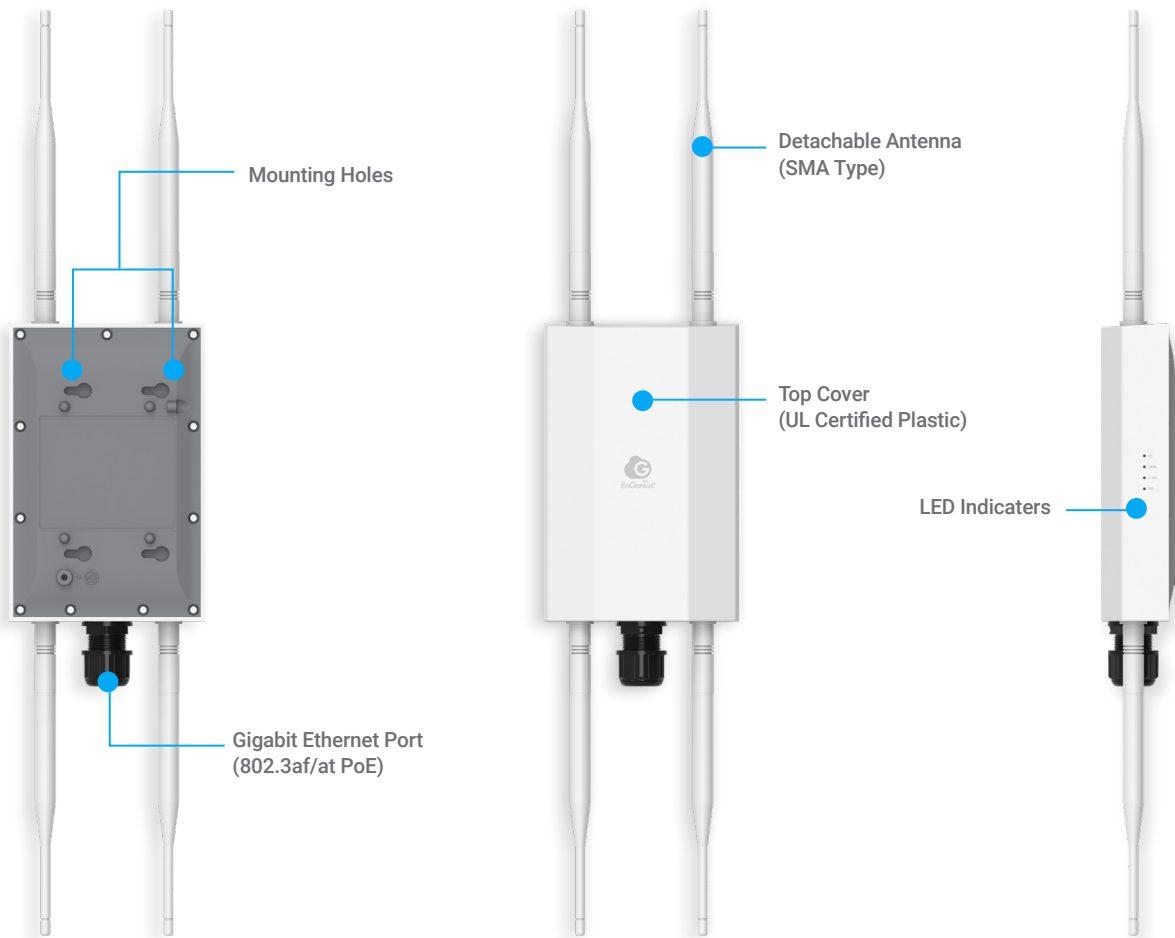


5GHz

E-Plane



Hardware Overviews



EnGenius Technologies | Costa Mesa, California, USA

Email: support@engeniustech.com
Website: www.engeniustech.com
Local contact: (+1) 714 432 8668

EnGenius Networks Singapore Pte Ltd. | Singapore

Email: techsupport@engeniustech.com.sg
Website: www.engeniustech.com.sg
Local contact: (+65) 6227 1088

EnGenius Technologies Canada | Ontario, Canada

Email: support@engeniustech.com
Website: www.engeniustech.com
Local contact: (+1) 905 940 8181

EnGenius Networks Dubai | Dubai, UAE

Email: support@engeniustech.com
Website: www.engeniustech.com
Local contact: (+971) 4 339 1227

EnGenius Networks Europe B.V. | Eindhoven, Netherlands

Email: support@engeniustech.com
Website: www.engeniustech.com
Local contact: (+31) 40 8200 887

恩碩科技股份有限公司 | Taiwan, R.O.C.

Email: sales@engeniustech.com.tw
Website: www.engeniustech.com.tw
Local contact: (+886) 933 250 628

Features and specifications subject to change without notice. Trademarks and registered trademarks are the property of their respective owners. These limits are designed to provide reasonable protection against harmful interference in a residential installation. This equipment generates, uses, and can radiate radio frequency energy and, if not installed and used in accordance with the instructions, may cause harmful interference to radio communications. Operation of this equipment in a residential area is likely to cause harmful interference in which case the user will be required to correct the interference at his/her own expense. Prior to installing any surveillance equipment, it is your responsibility to ensure the installation is in compliance with local, state and federal video and audio surveillance and privacy laws.
Version 1.0 07062023

EnGenius®